


Enjoy safe, effective, and stress-free interproximal reduction (IPR) with the new, innovative SupraDisc. While traditional diamond discs can carve harmful ledges or gouges into enamel surfaces, SupraDisc features a unique, non-abrasive edge with new disc technology to prevent dangerous enamel damage.



SupraDisc, Top-Coated
19 mm - Thickness: 0.13 mm 164-240
22 mm - Thickness: 0.18 mm 164-243



SupraDisc, Bottom-Coated
19 mm - Thickness: 0.13 mm 164-241
22 mm - Thickness: 0.18 mm 164-244



SupraDisc, Dual-Coated
19 mm - Thickness: 0.26 mm 164-242
22 mm - Thickness: 0.26 mm 164-245

Benefits

- ▶ Prevents ledges and gouges during IPR
- ▶ Easier to insert and keep straight in interproximal spaces
- ▶ Reduce chair time and stress, and improve patient care
- ▶ Use with Snap-On DiscGuard for safety
- ▶ Max. RPM: 20000; Opt. RPM: 5000
- ▶ Made with highest-quality materials in Germany

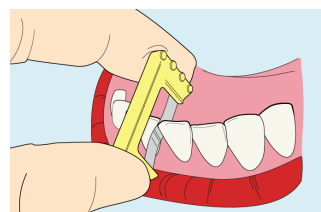


Objective

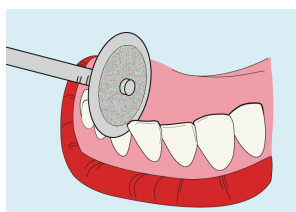
Typically, diamond discs are coated with diamond particles all the way to their edges, making it easy to leave harmful gouges and ledges in tooth surfaces with even the slightest changes in angulation. This excess enamel damage is irreversible and the potential cause of a variety of serious iatrogenic conditions, including hypersensitivity and the deformation of tooth anatomy. With SupraDisc, however, these risks can be prevented.

SupraDisc's unique technology of diamond coating is designed to leave the edge of the disc uncoated and non-abrasive. This guides the path of the disc along the space between the teeth and prevents the edge from grinding deep cuts into the tooth. Additionally, this design helps ease initial entry between the teeth, helping doctors insert the disc straight down into the interproximal space. These benefits, in turn, significantly reduce chair time, decrease stress, and improve patient safety and care.

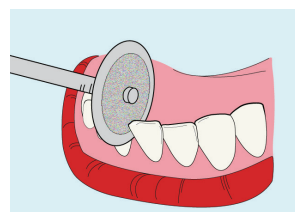
Method



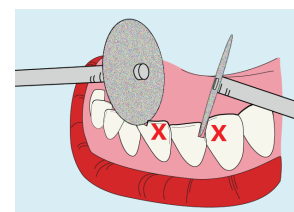
Step 1: Use ContacEZ IPR Strips, Starter and Opener, to open the contact



Step 2: After an adequate pathway has been created, the uncoated safe-edge helps guide the SupraDisc into the interproximal space



Step 3: Use the SupraDisc to safely and efficiently complete the *required amount* of IPR without creating ledges or gouges



Old-fashioned discs can easily carve out vital enamel; using SupraDiscs can help alleviate that problem