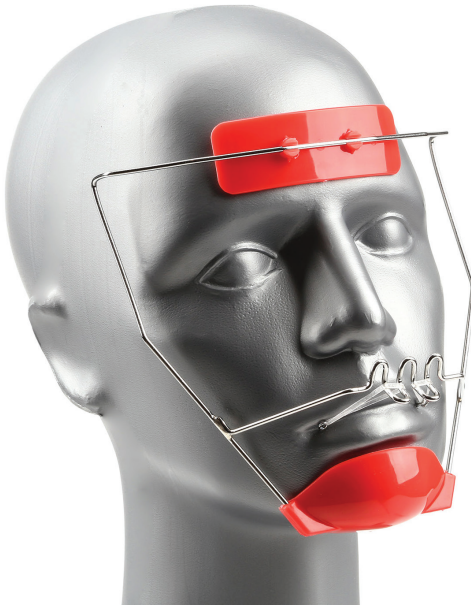


Great Lakes Reverse-Pull Face Cribs

Comfortable Fit Comfortable Price



Single Use Only

Available in Tan, Blue, Red, Hot Pink and Purple in Small, Medium and Large.

ORDER NO.

Color	Small	Med	Large
Tan	155-112	155-113	155-114
Blue	155-100	155-101	155-102
Red	155-109	155-110	155-111
Hot Pink	155-103	155-104	155-105
Purple	155-106	155-107	155-108

Headgear Case Available

- Black..... 155-021

Gel liner for forehead and chin cup maximizes comfort (LATEX FREE)

Washable, reusable gel liner effectively reduces:

- Friction
- Abrasion
- Shear Force
- Pressure

Forehead Rest

- Larger for improved patient comfort.
- Break-resistant clips attach securely to frame.
- Molded of lightweight plastic.

Mouthbow

- .075 inch gauge wire.
- Increased stability and tension potential.
- Used with your choice of intra-oral anchor.

Chin Cup

- Molded to frame to eliminate rotation.
- Larger cup design for improved patient comfort.
- Molded of lightweight plastic.

Due to lightweight stainless steel construction and face fitting conformity, the necessity of headstraps has been eliminated.

Total Visibility

- No visual obstructions.
- Can be worn with glasses.

Adjustment Points

- Ensure a perfect fit for every face regardless of shape.

Function

- Class III: Forward pull to bring maxillary arch anteriorly.
- Class II: Forward pull on the mandible. Excellent for bringing teeth (individual or section) forward.

Elastics: 5/16" X Heavy Non-Latex Elastics
7.9mm-8oz. (100/pkg.)

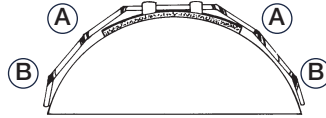
Elastics: cannot sell in Canada

Custom Fitting Instructions

(A) (B) ADJUSTMENTS AND FITTING

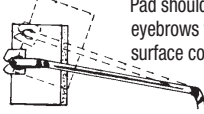
To stay in place while sleeping the face crib must conform closely to contour of forehead and cheeks. Adjustments should be made by applying an adjusting plier at points A and/or B.

*Adjusting Plier 220-022



(C) Adjust to accommodate a longer or shorter face.

Pad should be above eyebrows for maximum surface contact allowing

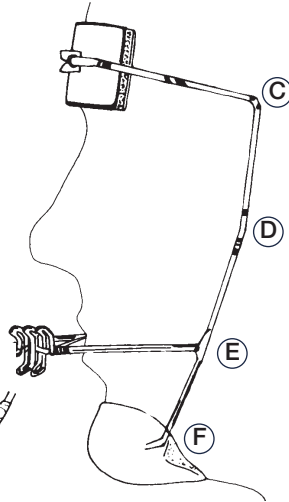
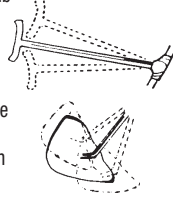


patient to talk without displacing face crib.

(D) Prevent appliance from pressing against cheekbone.

(E) Align mouthbow crib directly with the teeth slightly below mouthline. This slight upward pressure will hold the face crib more firmly in place.

(F) Slight upward or downward adjustment may be necessary to accommodate individual mandibular position and/or chin musculature.



Reverse-Pull Face Crib

The Reverse-Pull Face Crib was initially designed for the treatment of maxillary insufficiencies and mandibular prognathism. When our customers reported additional applications for the forward pull of the crib (Class II and closing spaces), refinements were made. A chin cup was added to improve stability. The frame was modified to prevent shifting even during sleep. The mouthbow was redesigned for increased tension potential and optimal patient safety.

Returns after 30 days are subject to a 15% restocking charge unless the item is damaged in shipping or shipped in error. This does not apply to custom made devices.

IMPORTANT REMINDER FOR DOCTORS!

To avoid risk of eye injury, be sure to inform patients and parents about proper safety precautions when placing and removing headgear. Also caution patients against rough or risky play while headgear is in place.



- < SCANNEZ LE QR CODE POUR ACCÉDER AUX INSTRUCTIONS EN FRANÇAIS
- < ESCANEE EL CÓDIGO QR PARA ACCEDER A LAS INSTRUCCIONES EN ESPAÑOL
- < SCANSIONA IL QR CODE PER ACCEDERE ALLE ISTRUZIONI IN ITALIANO
- < SCANNEN SIE DEN QR-CODE, UM ZU DEN DEUTSCHEN ANLEITUNGEN ZU GELANGEN
- < SCAN QR-KODEN FOR AT FÅ ADGANG TIL VEJLEDNINGEN PÅ DANSK
- < SCAN DE QR-CODE OM TOEGANG TE KRIJGEN TOT DE INSTRUCTIES IN HET NEDERLANDS



Great Lakes[®]
DENTAL TECHNOLOGIES

200 Cooper Avenue, Tonawanda, New York 14150
greatlakesdentaltech.com | 800.828.7626
Great People. Great Products. Great Lakes.